

Precision Flashings

Keylite Flashing kits are the most efficient way to ensure a watertight installation for your windows

Features

- ▶ **Recessed Installation** - Keylite Roof Windows are now provided as standard with a recessed installation of up to 20mm lower when compared to our competitors standard installations
- ▶ **Innovation** - All Keylite Flashing Systems are now provided with a unique one piece bottom apron, it is designed to improve not only the aesthetic finish but also to aid the installer as it allows for an easier installation than before.
- ▶ **Durability** - Keylite Roof Windows have been subjected to extensive testing at the centre for sustainable Technologies at the University of Ulster.
- ▶ **Versatility** - Keylite prefabricated Roof Flashings can integrate with virtually any roofing material overlapping harmoniously to provide a watertight seal around the window.
- ▶ **Reliability** - Keylite Roof Flashings Systems are now provide with now 50% less screws on the cover flashings, thus further reducing the risk of water ingress occurring.



Application

- ▶ Keylite Flashing Systems can be installed on any sloping roof with a pitch of 15°-90°. The installation of the Keylite Flashing System is made easy following our user friendly instructions and installation videos.

Guarantee

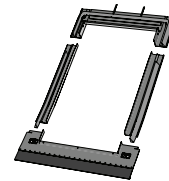
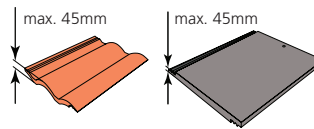
- ▶ **10 Years** - Keylite's hassle free guarantee on Flashings.

Finish

- ▶ Grey
- ▶ Conservation Black (CW)

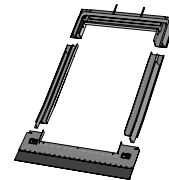
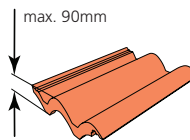
Tile: TRF

- ▶ **Roof Pitch 20° – 90°**
- ▶ **Material Profile – Max 45 mm**
Flashing for single window installation into interlocking profiled tiles or interlocking plain tiles.



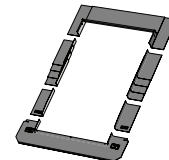

Deep Tile: DTRF

- ▶ **Roof Pitch 15° – 90°**
- ▶ **Material Profile – Max 90mm**
Flashing for single window installation into flat or profiled interlocking tiles. Also suitable for interlocking slate and profiled sheeting.



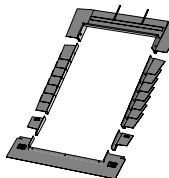
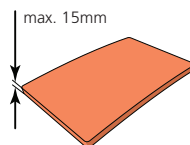
Slate: SRF

- ▶ **Roof Pitch 15° – 90°**
- ▶ **Material Profile – Max 10mm**
Flashing for single window installation into slate up to 10mm thick.
Not to be used with interlocking slate.



Plain Tile: PTRF

- ▶ **Roof Pitch 25° – 90°**
- ▶ **Material Profile – Max 15mm**
Flashing for single window installation into plain tiles.
Not to be used with interlocking plain tiles.



GB

Unit 3 Gateway Road, Burton Gateway,
Burton upon Trent, DE13 8FL

T: +44 (0) 28 8676 7512
E: technicalsupport@keylite.co.uk

NI & ROI

KG2, Ballyreagh Industrial Est. Sandholes
Road, Cookstown, Co. Tyrone, BT80 9DG