

Combination Flashings

The Keylite range of combination flashings allows any of the standard Roof Windows to be installed in horizontal, vertical or group blocks.

Features

- ▶ **Recessed Installation** - Keylite Roof Windows are now provided as standard with a recessed installation of up to 20mm lower when compared to our competitors standard installations
- ▶ **Innovation** - All Keylite Flashing Systems are now provided with a unique one piece bottom apron, it is designed to improve not only the aesthetic finish but also to aid the installer as it allows for an easier installation than before.
- ▶ **Durability** - Keylite Roof Windows have been subjected to extensive testing at the centre for sustainable Technologies at the University of Ulster.
- ▶ **Versatility** - Keylite prefabricated Roof Flashings can integrate with virtually any roofing material overlapping harmonisously to provide a watertight seal around the window.
- ▶ **Reliability** - Keylite Roof Flashings Systems are now provided with now 50% less screws on the cover flashings, thus further reducing the risk of water ingress occurring.



Application


- ▶ Keylite Flashing Systems can be installed on any sloping roof with a pitch of 15°-90°. The installation of the Keylite Flashing System is made easy following our user friendly instructions and installation videos.


Guarantee


- ▶ **10 Years** - Keylite's hassle free guarantee Flashings.

Finish Options

- ▶ Grey
- ▶ Conservation Black (CW)

Side by Side - Combi 

Over & Under - Bi-Lite 

2 x 2 Square - Quad-Lite 



Window Sizes (WxH)	550x780	550x980	550x1180	660x1180	780x980	780x1180	780x1400	940x1400	940x1600	1140x1180	1340x980	1340x1400
Slate (10mm profile)	SRF01	SRF02	SRF01C	SRF03	SRF04	SRF05	SRF06	SRF07F	SRF07	SRF08	SRF09	SRF10
Tile (45mm profile)	TRF01	TRF02	TRF01C	TRF03	TRF04	TRF05	TRF06	TRF07F	TRF07	TRF08	TRF09	TRF10
Deep Tile (90mm profile)	DTRF01	DTRF02	DTRF01C	DTRF03	DTRF04	DTRF05	DTRF06	DTRF07F	DTRF07	DTRF08	DTRF09	DTRF10
Plain Tile (15mm profile)	PTRF01	PTRF02	PTRF01C	PTRF03	PTRF04	PTRF05	PTRF06	PTRF07F	PTRF07	PTRF08	PTRF09	PTRF10
Conservation Slate	CWSRF01	CWSRF02	CWSRF01C	CWSRF03	CWSRF04	CWSRF05	CWSRF06	CWSRF07F	CWSRF07	CWSRF08	CWSRF09	CWSRF10
Conservation Tile	CWTRF01	CWTRF02	CWTRF01C	CWTRF03	CWTRF04	CWTRF05	CWTRF06	CWTRF07F	CWTRF07	CWTRF08	CWTRF09	CWTRF10
Conservation Plain Tile	CWPTRF01	CWPTRF02	CWPTRF01C	CWPTRF03	CWPTRF04	CWPTRF05	CWPTRF06	CWPTRF07F	CWPTRF07	CWPTRF08	CWPTRF09	CWPTRF10
Combi Slate	CSRF01	CSRF02	CSRF01C	CSRF03	CSRF04	CSRF05	CSRF06	CSRF07F	CSRF07	CSRF08	CSRF09	CSRF10
Combi Tile (15-90mm profile)	CTRF01	CTRF02	CTRF01C	CTRF03	CTRF04	CTRF05	CTRF06	CTRF07F	CTRF07	CTRF08	CTRF09	CTRF10
Bi-lite Slate	BLSRF01	BLSRF02	BLSRF01C	BLSRF03	BLSRF04	BLSRF05	BLSRF06	BLSRF07F	BLSRF07	BLSRF08	BLSRF09	BLSRF10
Bi-lite Tile (15-90mm profile)	BLTRF01	BLTRF02	BLTRF01C	BLTRF03	BLTRF04	BLTRF05	BLTRF06	BLTRF07F	BLTRF07	BLTRF08	BLTRF09	BLTRF10
Quad-lite Slate	QLSRF01	QLSRF02	QLSRF01C	QLSRF03	QLSRF04	QLSRF05	QLSRF06	QLSRF07F	QLSRF07	QLSRF08	QLSRF09	QLSRF10
Quad-lite Tile (15-90mm profile)	QLTRF01	QLTRF02	QLTRF01C	QLTRF03	QLTRF04	QLTRF05	QLTRF06	QLTRF07F	QLTRF07	QLTRF08	QLTRF09	QLTRF10

GB

Unit 3 Gateway Road, Burton Gateway,
Burton upon Trent, DE13 8FL

T: +44 (0) 28 8676 7512
E: technicalsupport@keylite.co.uk

NI & ROI

KG2, Ballyreagh Industrial Est. Sandholes
Road, Cookstown, Co. Tyrone, BT80 9DG