

# Fixed Skylight

The Keylite Fixed Skylight can be installed in any sloping roof with a pitch of 15°-90° making it a simple and cost effective way of bringing natural light into a building.



## Features

- ▶ **Additional Security** - One of the many benefits of choosing a Keylite Fixed Skylight is that it provides extra security to the occupants of the building.
- ▶ **Integrated Thermal Collar** - Unlike other Skylights Keylite's thermal collar is integrated into the frame. The collar is activated by simply pulling the release tabs for a fast insulation solution, combating cold bridging.
- ▶ **Flick-Fit Brackets** - Keylite's unique Flick-Fit brackets are pre fitted so you can lift the window straight from the box to the roof and simply select the setting for tile or slate.
- ▶ **Recessed Fit as standard** - Keylite windows all come recessed as standard sitting lower in the roof than before. No additional cost and Improved Thermal Performance as a result.
- ▶ **Appearance** - The Keylite Fixed Skylight is provided with all the same aesthetically pleasing features as all of our standard Skylights.
- ▶ **Low Profile Hood** - Keylite's new hood has a lower profile and features a more sculptured design, enhancing its appearance in the roof.
- ▶ **Glazing** - All Keylite Skylights are complete with a warm edge glazing unit as standard. This not only enhances the windows overall performance but also assists in reducing the occurrence of condensation. Furthermore Keylites glazing blocks approximately 80% of harmful radiant heat and approximately 99.9% of harmful UV rays.

## Glazing

- ▶ Sun Guard (SG) – Double glazed, 4mm toughened outer Sun Guard pane, 18mm argon gas filled cavity, 6.38mm laminated inner pane.

## Finish

- ▶ Interior - White
- ▶ Exterior - Grey

## Guarantee

- ▶ 10 Years – Keylite's hassle free guarantee on Skylights and flashings.
- ▶ 3 Years – Keylite's hassle free guarantee on blinds and accessories.

## Maintenance

- ▶ The glazing pane of a Keylite Skylight can be cleaned with a soft, clean cloth/ chamois or non-metal squeegee. Clean water will be sufficient for cleaning the pane.

## Thermal Performance

		Sun Guard (SG) Glazing Unit
Centre Pane U-Value	Ug [W/m²K]	1.0
Window U-Value	Uw [W/m²K]	1.4



## Installation and Accessory Products

### Flashings










#### Single Installation

- ▶ Deep Tile (ATRF)

### Additional Options Available

- ▶ Solar Powered Blinds

## Size Range

									
Window Sizes (WxH)	550x700	550x980	550x1180	550x1400	780x980	780x1180	780x1400	1140x700	1140x1180
Product Code	RWF 01S	RWF 02	RWF 01C	RWF 01F	RWF 04	RWF 05	RWF 06	RWF 08S	RWF 08

## Glazing Option

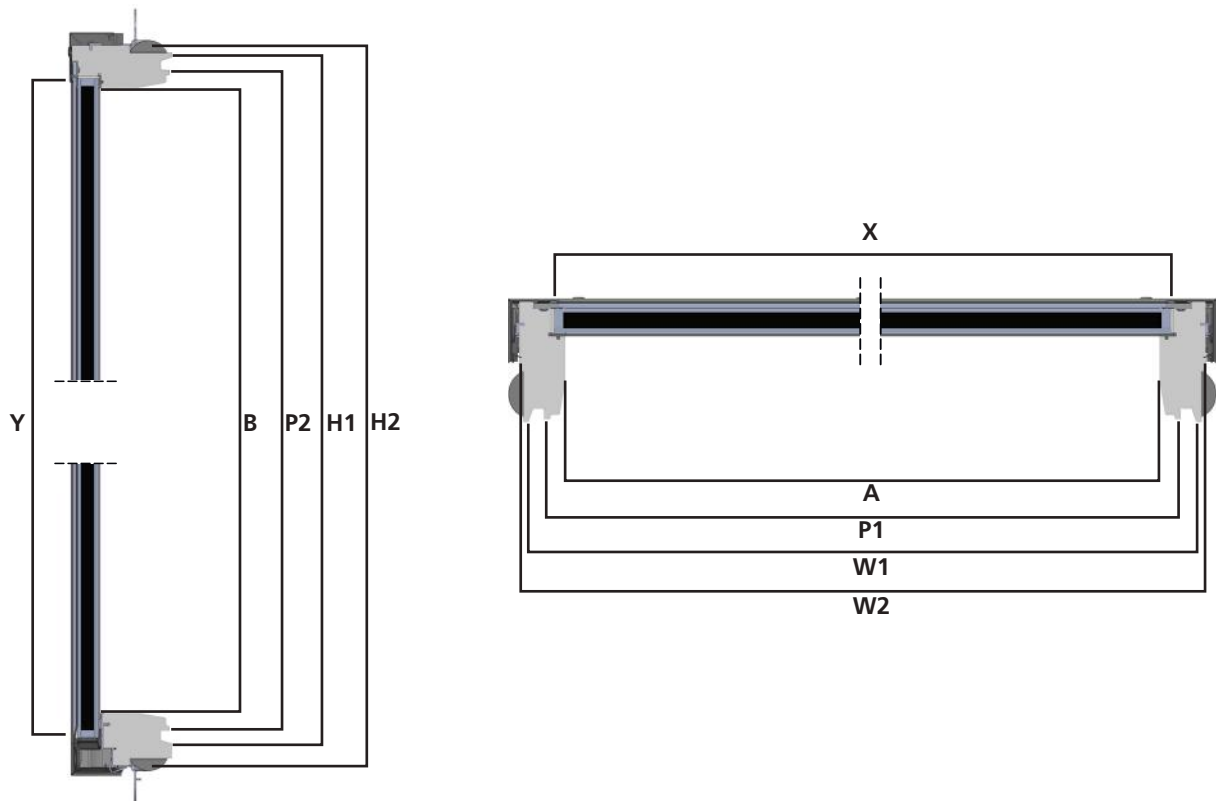
Glazing Results			Sun Guard [SG]
UV	Transmittance	$\tau_{uv}$	0.01
Thermal Performance	Thermal Conductance (U-Value) [W/(m <sup>2</sup> .K)]	$U_g$	1.00
Light	Transmittance for standard illuminant D65	$\tau_v$	0.50
	Reflectance for standard illuminant D65 (*) external	$\rho_v$	0.11
	For standard illuminant D65 (**) internal	$\rho_v$	0.13
	General colour rendering index	$R_a$	0.92
Energy	Solar direct transmittance	$\tau_e$	0.22
	Solar direct reflectance (*) external	$\rho_e$	0.40
	Solar direct reflectance (**) internal	$\rho_e$	0.43
	Solar direct absorption (*)	$a$	0.36
	Secondary internal heat transfer factor (*)	$q_i$	0.03
	Solar heat gain coefficient (SHGC)	$g$	0.24
	Shading coefficient (+g_DIN/0,87)(*)	$sc$	0.32
Sound	Sound reduction (dB)	$r_w$	36

See our 'Sun Guard Glazing Datasheet' for full specification.

## Technical Information

Window Type	Window Size	External Plasterboard (mm)		External Frame Size (mm)		Glazing Size (mm)		Visible Glazing Size (mm)		Internal Plasterboard (mm)		Natural Daylight Area (m <sup>2</sup> )	Opening Size Required (mm)	
		W1	H1	W2	H2	X	Y	A	B	P1	P2		W	H
RWF	01S	530	680	550	700	467	614	442	592	480	634	0.251	590	740
RWF	02	530	960	550	980	467	894	442	872	480	914	0.375	590	1020
RWF	01C	530	1160	550	1180	467	1094	442	1072	480	1114	0.463	590	1220
RWF	01F	530	1380	550	1400	467	1314	442	1292	480	1334	0.560	590	1440
RWF	04	760	960	780	980	697	894	672	872	710	914	0.569	820	1020
RWF	05	760	1160	780	1180	697	1094	672	1072	710	1114	0.704	820	1220
RWF	06	760	1380	780	1400	697	1314	672	1292	710	1334	0.852	820	1440
RWF	08S	1120	680	1140	700	1057	614	1032	592	1070	634	0.586	1180	740
RWF	08	1120	1160	1140	1180	1057	1094	1032	1072	1070	1114	1.081	1180	1220

## Cross Sections



## Keylite Australian Distribution

### New South Wales

Natural Lighting Products  
 Sydney Sales Office  
 Unit 15, 2-8 South Street  
 Rydalmere  
 NSW 2116

### Queensland

Natural Lighting Products  
 Brisbane Sales Office  
 Unit 18, 12-18 Ellerslie Road  
 Meadowbrook  
 Qld 4131

### Victoria

Natural Lighting Products  
 Victorian Sales Office  
 Unit 13, 556-598 Princes Highway  
 Noble Park  
 Vic 3174

### ACT

Natural Lighting Products  
 Canberra Sales Office  
 Unit 7, 87 Collie Street  
 Fyshwick  
 ACT 2609

Customer Service:  
**1300 859 561**

Email:  
[info@naturallighting.com.au](mailto:info@naturallighting.com.au)

[naturallighting.com.au](http://naturallighting.com.au)