

Electric Skylight

The Keylite Electric Skylight, installed in out of reach locations, can be opened with ease through the use of our electric operations.



Features

- ▶ **Installation** – When a Keylite Electric Skylight is ordered the motor and control units are factory fitted free of charge. The remainder of the kit will have to be installed independently.
- ▶ **Plug In and Power Up** – Our Electric Skylight is now easier to install than ever before, its plug in features have removed the complex wiring from the process.
- ▶ **Control** – Keylite Electric Operation Kits allow the opening of an Electric Roof Window to be operated by a remote control.
- ▶ **Insect Screen** - Keylite have incorporated an insect screen that is built in to every one of their Electric Skylights as standard.
- ▶ **Multi Window Function** – Keylite Electric Skylights can be placed in combinations and controlled so that the windows open and close seamlessly in tandem with one another.
- ▶ **Integrated Thermal Collar** - Unlike other Skylights Keylite's thermal collar is integrated into the frame. The collar is activated by simply pulling the release tabs for a fast insulation solution, combating cold bridging.
- ▶ **Flick-Fit Brackets** - Keylite's unique Flick-Fit brackets are pre-fitted so you can lift the window straight from the box to the roof.
- ▶ **Recessed Fit as standard** - Keylite windows all come recessed as standard sitting lower in the roof than before. No additional cost and Improved Thermal Performance as a result.
- ▶ **Appearance** - The Keylite Electric Skylight is provided with all the same aesthetically pleasing features as all of our standard Skylights.
- ▶ **Low Profile Hood** - Keylite's new hood has a lower profile and features a more sculptured design, enhancing its appearance in the roof.
- ▶ **Glazing** – All Keylite Skylights are complete with a warm edge glazing unit as standard. This not only enhances the windows overall performance but also assists in reducing the occurrence of condensation. Furthermore Keylites glazing blocks approximately 80% of harmful radiant heat and approximately 99.9% of harmful UV rays.

Thermal Performance

		Sun Guard (SG) Glazing Unit
Centre Pane U-Value	U _g [W/m ² K]	1.0
Window U-Value	U _w [W/m ² K]	1.3

Operation

- ▶ The Keylite Electric Skylight is preinstalled with an electric motor control system. This system will include and be operated by a remote control and a rain sensor.

Glazing

- ▶ Sun Guard (SG) – Double glazed 4mm toughened outer Sun Guard pane, 18mm argon gas filled cavity, 6.38mm laminated inner pane.

Finish

- ▶ Interior - White
- ▶ Exterior - Grey

Guarantee

- ▶ 10 Years – Keylite's hassle free guarantee on Skylights and flashings.
- ▶ 3 Years – Keylite's hassle free guarantee on blinds, accessories and electrics.

Maintenance

- ▶ The glazing pane of a Keylite Skylight can be cleaned with a soft, clean cloth/ chamois or non-metal squeegee. Clean water will be sufficient for cleaning the pane.



Installation and Accessory Products

Flashings










Single Installation

- ▶ Deep Tile (ATRF)

Additional Options Available

- ▶ Solar Powered Blinds
- ▶ Multiple Window Control for commercial applications

Size Range

									
Window Sizes (WxH)	550x700	550x980	550x1180	550x1400	780x980	780x1180	780x1400	1140x700	1140x1180
Product Code	RWE 01S	RWE 02	RWE 01C	RWE 01F	RWE 04	RWE 05	RWE 06	RWE 08S	RWE 08

Glazing Option

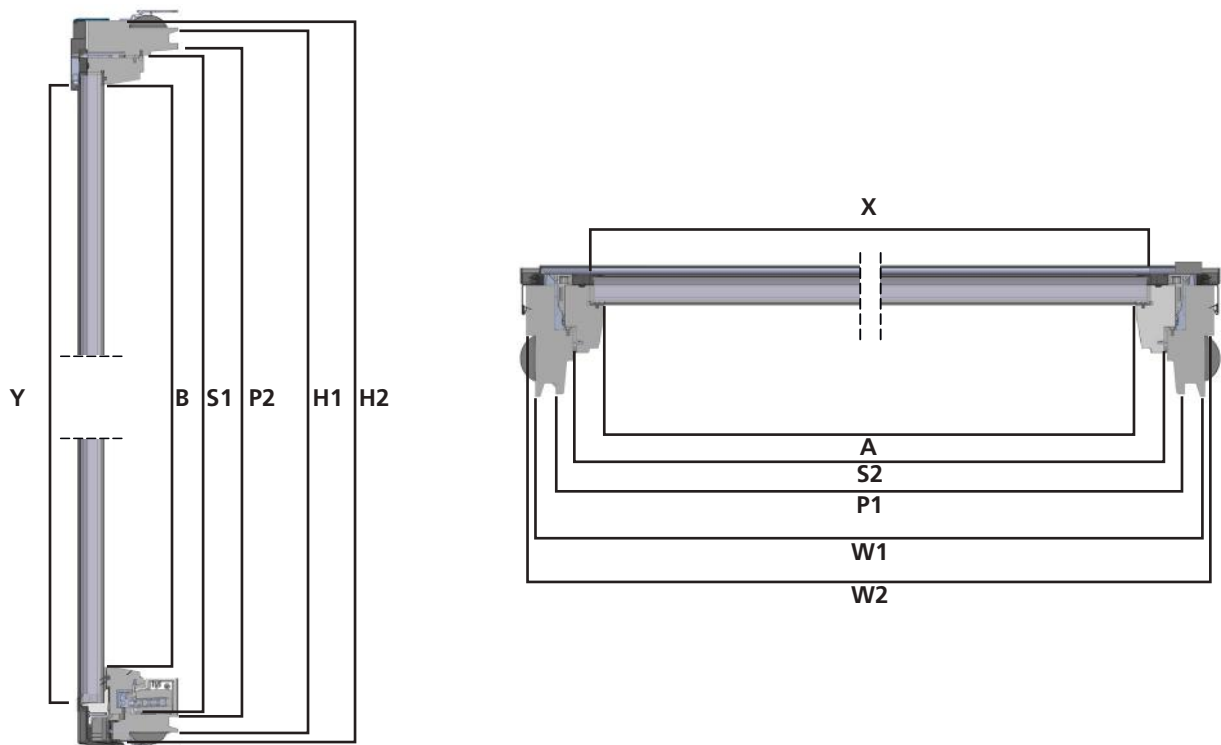
Glazing Results			Sun Guard [SG]
UV	Transmittance	τ_{uv}	0.01
Thermal Performance	Thermal Conductance (U-Value) [W/(m ² .K)]	U_g	1.00
Light	Transmittance for standard illuminant D65	τ_v	0.50
	Reflectance for standard illuminant D65 (*) external	ρ_v	0.11
	For standard illuminant D65 (**) internal	ρ_v	0.13
	General colour rendering index	R_a	0.92
Energy	Solar direct transmittance	τ_e	0.22
	Solar direct reflectance (*) external	ρ_e	0.40
	Solar direct reflectance (**) internal	ρ_e	0.43
	Solar direct absorption (*)	a	0.36
	Secondary internal heat transfer factor (*)	q_i	0.03
	Solar heat gain coefficient (SHGC)	g	0.24
	Shading coefficient (+g_DIN/0,87)(*)	sc	0.32
Sound	Sound reduction (dB)	rw	36

See our 'Sun Guard Glazing Datasheet' for full specification.

Technical Information

Window Type	Window Size	External Plasterboard (mm)		External Frame Size (mm)		Sash Size (mm)		Glazing Size (mm)		Visible Glazing Size (mm)		Internal Plasterboard (mm)		Natural Daylight Area (m ²)	Opening Size Required (mm)	
		W1	H1	W2	H2	S1	S2	X	Y	A	B	P1	P2		W	H
RWE	01S	530	680	550	700	457	595	396	573	371	511	480	634	0.189	590	740
RWE	02	530	960	550	980	457	875	396	853	371	791	480	914	0.293	590	1020
RWE	01C	530	1160	550	1180	457	1075	396	1053	371	991	480	1114	0.367	590	1220
RWE	01F	530	1380	550	1400	457	1291	396	1273	371	1211	480	1334	0.449	590	1440
RWE	04	760	960	780	980	687	875	626	853	601	791	710	914	0.475	820	1020
RWE	05	760	1160	780	1180	687	1075	626	1053	601	991	710	1114	0.595	820	1220
RWE	06	760	1380	780	1400	687	1291	626	1273	601	1211	710	1334	0.727	820	1440
RWE	08S	1120	680	1140	700	1087	595	986	573	961	511	1070	634	0.491	1180	740
RWE	08	1120	1160	1140	1180	1087	1075	986	1053	961	991	1070	1114	0.952	1180	1220

Cross Sections



Keylite Australian Distribution

New South Wales

Natural Lighting Products
 Sydney Sales Office
 Unit 15, 2-8 South Street
 Rydalmere
 NSW 2116

Queensland

Natural Lighting Products
 Brisbane Sales Office
 Unit 18, 12-18 Ellerslie Road
 Meadowbrook
 Qld 4131

Victoria

Natural Lighting Products
 Victorian Sales Office
 Unit 13, 556-598 Princes Highway
 Noble Park
 Vic 3174

ACT

Natural Lighting Products
 Canberra Sales Office
 Unit 7, 87 Collie Street
 Fyshwick
 ACT 2609

Customer Service:
1300 859 561

Email:
info@naturallighting.com.au

naturallighting.com.au