

Combi Flat Roof System Window Systems

The Keylite Combi Flat Roof System is designed to provide a practical solution to pairs of roof windows in a flat roof.



Features

- ▶ **Complete Kit** - Within the Keylite Combi Flat Roof System the following are included:
 - ▶ Fully insulated timber upstand
 - ▶ All associated Combi Flat Roof System flashings required
 - ▶ Roof windows of your choice.
- ▶ **Flexibility** - The Keylite Combi Flat Roof System is available for the entire Keylite Roof/Window range.
- ▶ **Unique Design** - In order to maximise the amount of natural light entering the room, the front and back frames of the insulated timber upstand are set at an angle.
- ▶ **Futuretherm Technology** - All Keylite Combi Flat Roof Systems are now provided with Keylite's new innovative Futuretherm Technology.
- ▶ **Installation** - Keylite Combi Flat Roof Systems come prefabricated for ease of installation on site and can be installed in a flat roof not exceeding 15°
- ▶ **Operation** - The system can be operated manually, or equally with Keylite Electric Operation and Smoke Ventilation Systems.

Application

- ▶ For installation of roof windows above 2.2m Keylite also recommend electrical operation and a laminated inner pane.

Maintenance

- ▶ The glazing pane of a Keylite Roof Window can be cleaned with a soft, clean cloth/chamois or non-metal squeegee. Clean water will be sufficient for cleaning the pane.
- ▶ The sash can be rotated through 180° where the outer pane can become available for cleaning once locked in position using the plastic locking mechanism located along the top of the sash.

Installation and Accessory Products

- ▶ **Flashings**
Combi Flat Roof System (CFRS)
- ▶ **Installation and Accessory Products**
2 metre window pole (WP2)
3 metre window pole (WP3)
Solar Powered electric kit (SPEK)
Premium electric kit (PEK)
Standard electric kit (SEK)
Smoke ventilation kit (SVK)*
Opening restrictor (OR)
Security lock (SL)
- ▶ **Blinds**
Integral Blind (I)
Dim out Blind (D)
Black out Blind (B)

Combi Flat Roof System U-Value

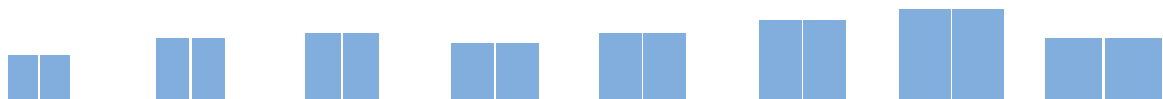
- ▶ **Window**
1.3 W/m²k (Thermal/Hi-Therm Glazing)
1.0 W/m²k (Triple Glazed)
- ▶ **Upstand**
0.3 W/m²k

Guarantee

- ▶ **10 Years** - Keylite's hassle free guarantee on windows, insulated upstand and all associated flashings.
- ▶ **3 Years** - Keylite's hassle free guarantee on blinds, accessories and electrics.

Finish Options

- ▶ **Interior** - Polar (P)
Pine (T)
White (W)
- ▶ **Exterior** - Grey
Conservation Black (CW)



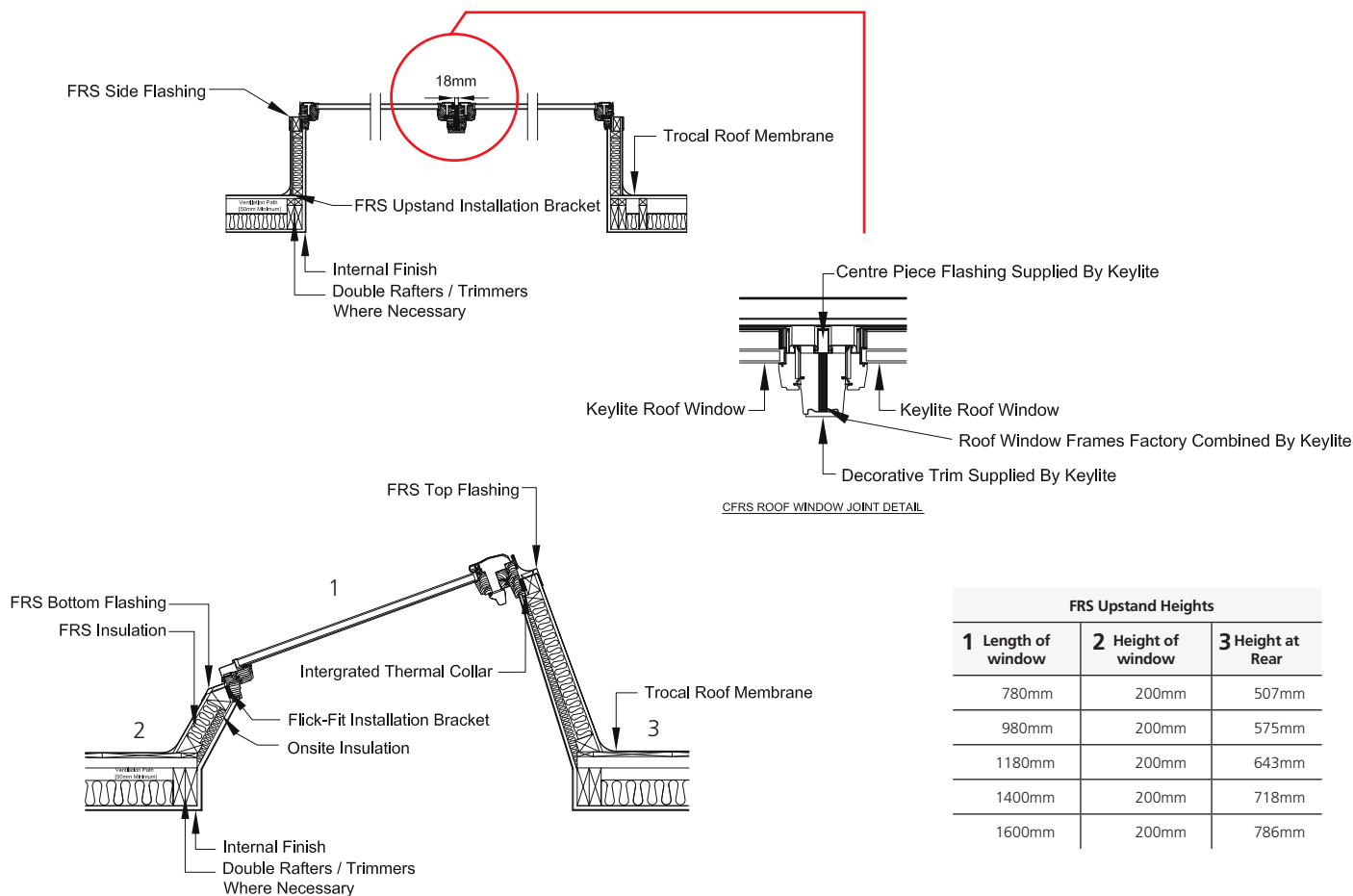
Window Sizes (WxH)	1110x780	1110x980	1330x1180	1570x980	1570x1180	1570x1400	1890x1600	2290x1180
Structural Opening Size	1100x1000	1100x1200	1320x1400	1560x1200	1560x1400	1560x1620	1880x1820	2280x1400
PINE FINISH								
Keylite Therm Product Code	CFRS-TCP-01-T	CFRS-TCP-02-T	CFRS-TCP-03-T	CFRS-TCP-04-T	CFRS-TCP-05-T	CFRS-TCP-06-T	CFRS-TCP-07-T	CFRS-TCP-08-T**
WHITE FINISH								
Keylite Therm Product Code	To order White Finish please add the "W" to the code ie. CFRS WCP 01 T							

*Available on appropriate certified roof window sizes. For further assistance please contact the Keylite Technical Team.

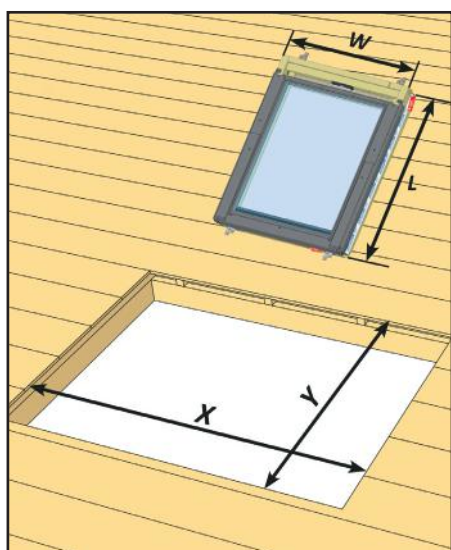
**SVK available.

Technical Information

Cross Section



Structural Opening Sizes



	W x L	X x Y
CFRS TCP 01	550 x 780	1100 x 1000
CFRS-TCP-02	550 x 980	1100 x 1200
CFRS-TCP-03	660 x 1180	1320 x 1400
CFRS-TCP-04	780 x 980	1560 x 1200
CFRS-TCP-05	780 x 1180	1560 x 1400
CFRS-TCP-06	780 x 1400	1560 x 1620
CFRS-TCP-07	940 x 1600	1880 x 1820
CFRS-TCP-08	1140 x 1180	2280 x 1400
CFRS-TCP-09	1340 x 980	2680 x 1200
CFRS-TCP-10	1340 x 1400	2680 x 1620

*Please note other sizes available, for further assistance contact the keylite sales team.

GB

Unit 3 Gateway Road, Burton Gateway,
Burton upon Trent, DE13 8FL

T: +44 (0) 1283 200 158
E: info@keyliteuk.com

NI & ROI

Derryloran Industrial Est. Sandholes Road,
Cookstown, Co. Tyrone, BT80 9LU

T: +44 (0) 28 8675 8921
E: info@keylite.co.uk