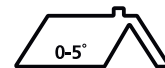


Flat Roof Apex System Window Systems

The Keylite Flat Roof Apex System creates a sophisticated, atrium style roof window, capable of adding function and style to living spaces under flat roofs.



Features

- ▶ **Complete Kit** - Within the Keylite Flat Roof Apex System the following are included:
 - ▶ Fully insulated timber upstand
 - ▶ All associated Flat Roof Apex System flashings required
 - ▶ Roof windows of your choice.
- ▶ **Flexibility** - The Keylite Flat Roof Apex System is available for the entire Keylite Roof Window range.
- ▶ **Installation** - Keylite Flat Roof Apex Systems come prefabricated for ease of installation on site and can be installed in a flat roof not exceeding 5 degrees
- ▶ **Operation** - The system can be operated manually or equally with the Keylite Electric Operation

Application

- ▶ For installation of roof windows above 2.2m Keylite also recommend electrical operation and a laminated inner pane.

Maintenance

- ▶ The glazing pane of a Keylite Roof Window can be cleaned with a soft, clean cloth/ chamois or non-metal squeegee. Clean water will be sufficient for cleaning the pane.
- ▶ The sash can be rotated through 180° where the outer pane can become available for cleaning once locked in position using the plastic locking mechanism located along the top of the sash.

Installation and Accessory Products

- ▶ **Flashings**
Flat Roof Apex System (FRX)
Double Flat Roof System (DFRX)
Triple Flat Roof System (TFRX)
- ▶ **Accessories**
2 metre window pole (WP2)
3 metre window pole (WP3)
Solar electric kit (SPEK)
Premium electric kit (PEK)
Standard electric kit (SEK)
Opening restrictor (OR)
Security lock (SL)
- ▶ **Blinds**
Integral Blind (I)
Dim out Blind (D)
Black out Blind (B)

Flat Roof Apex U-Value

- ▶ **Window**
1.3 W/m²k (Thermal/Hi-Therm Glazing)
1.0 W/m²k (Triple Glazed)
- ▶ **Upstand**
0.3 W/m²k

Window Finish Options

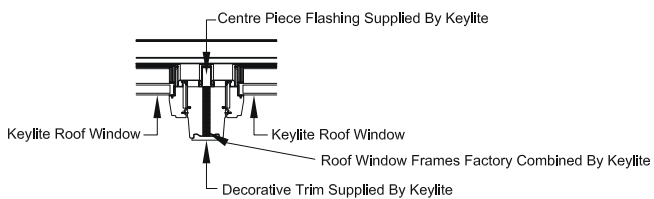
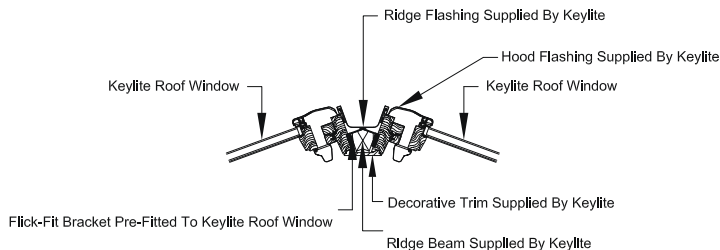
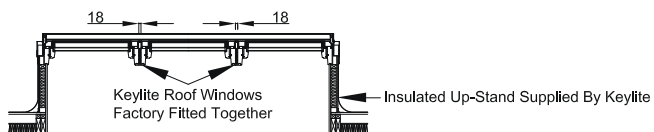
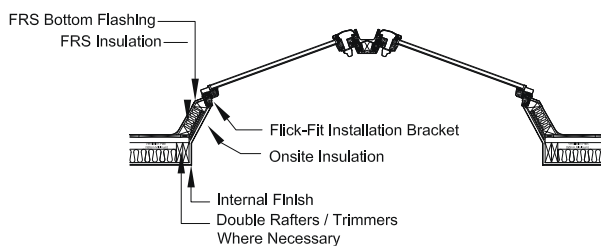
- ▶ **Interior** - Pine (T)
White (W)
- ▶ **Exterior** - Grey
Conservation Black(CW)

Guarantee

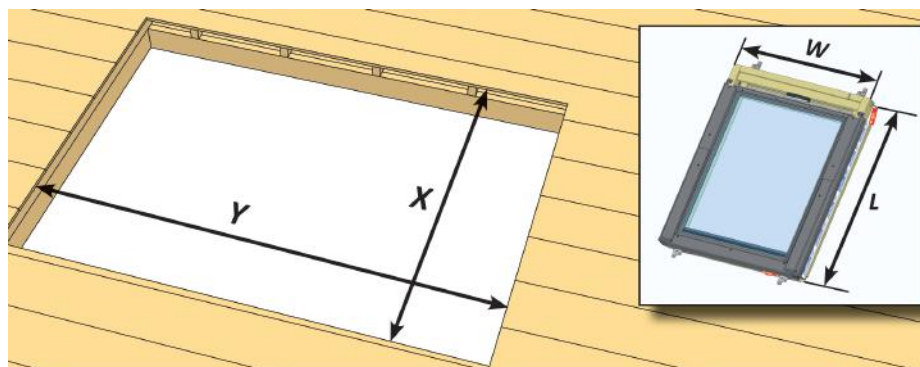
- ▶ **10 Years** - Keylite's hassle free guarantee on windows, insulated upstand and all associated flashings.
- ▶ **3 Years** - Keylite's hassle free guarantee on blinds, accessories and electrics.



Window Sizes (WxH)	780x980	780x1180	780x1400	1570x980	1570x1180	1570x1400	2370x980	2370x1180	2370x1400
Structural Opening Size	760x2115	760x2490	760x2900	1560x2115	1560x2490	1560x2900	2355x2115	2355x2490	2355x2900
PINE FINISH									
Keylite Thermal Product Code	FRX-TCP-04-T	FRX-TCP-05-T	FRX-TCP-06-T	DFRX-TCP-04-T	DFRX-TCP-05-T	DFRX-TCP-06-T	TFRX-TCP-04-T	TFRX-TCP-05-T	TFRX-TCP-06-T
WHITE FINISH									
Keylite Thermal Product Code	To order White Finish please add "W" to the code ie. FRX-W-CP-04-T								

Technical Information
Cross Section

FRX ROOF WINDOW JOINT DETAIL

FRX RIDGE DETAIL

SECTION A - A

SECTION B - B

Code	Window size			FLAT ROOF APEX APERTURE/STRUCTURAL OPENING SIZES								
				SINGLE (mm)			DOUBLE (mm)			TRIPLE (mm)		
01	550	x	780	530	x	1740	1100	x	1740	1665	x	1740
02	550	x	980	530	x	2115	1100	x	2115	1665	x	2115
03	660	x	1180	640	x	2490	1320	x	2490	1995	x	2490
04	780	x	980	760	x	2115	1560	x	2115	2355	x	2115
05	780	x	1180	760	x	2490	1560	x	2490	2355	x	2490
06	780	x	1400	760	x	2900	1560	x	2900	2355	x	2900
07	940	x	1600	920	x	3280	1880	x	3280		x	
08	1140	x	1180	1120	x	2490	2280	x	2490		x	
09	1340	x	980	1320	x	2115	2680	x	2115		x	
10	1340	x	1400	1320	x	2900	2680	x	2900		x	

Structural Opening Sizes


	W x L	X x Y	X x Y	X x Y
FRX-CP-04	780 x 980	760 x 2120	1560 x 2120	2355 x 2120
FRX-CP-05	780 x 1180	760 x 2500	1560 x 2500	2355 x 2500
FRX-CP-06	780 x 1400	760 x 2910	1560 x 2910	2355 x 2910

GB

 Unit 3 Gateway Road, Burton Gateway,
 Burton upon Trent, DE13 8FL

 T: +44 (0) 1283 200 158
 E: info@keyliteuk.com

NI & ROI

 Derryloran Industrial Est. Sandholes Road,
 Cookstown, Co. Tyrone, BT80 9LU

 T: +44 (0) 28 8675 8921
 E: info@keylite.co.uk