

# Dormer Window System

The Keylite Dormer System opens up the opportunity for a unique fresh air experience with the convenience of the top handle on our Centre Pivot windows allowing easy opening to create a well-ventilated and bright space.



## Features

- ▶ **Flexibility** - Available in a configuration of 4 or 6 Roof Windows, the Keylite Dormer System is a dramatic alternative to a traditional dormer roof, while also transmitting more than twice the daylight.
- ▶ **Complete Kit** - Within the Keylite Dormer, the following components are all included:
  - ▶ Fully insulated Keylite Dormer frame work
  - ▶ All associated aluminum flashing components required to complete the installation
  - ▶ Colour matched internal decorative trims

Note: The Keylite Dormer refers only to the frame work, flashings and decorative trims. For a complete system, the Roof Windows of your choice must be specified separately. For further information please contact the Keylite Technical Department.

- ▶ **Variety** – The Keylite Dormer can be supplied with our traditional pine finish roof windows in clear lacquer or White Paint. Additionally Keylite Polar PVC Windows can be installed alongside the Keylite Dormer for increased energy efficiency.
- ▶ **Integrated Thermal Collar** - Unlike other roof windows, Keylite's thermal collar is integrated into the frame. The collar is activated by simply pulling the release tabs for a fast insulation solution, combating cold bridging.
- ▶ **Installation** – All Keylite Dormer's are supplied with a pre-fabricated frame work that is manufactured in a factory controlled environment for ease of installation on site. All associated flashing components that are required are provided, and can be installed effortlessly to ensure the system resists the penetration of rain. Keylite Dormer's can be installed on roof pitches between 35° - 70°.
- ▶ **Operation** – The Keylite Dormer can be made even more practical with the selection of Electric or Solar-Powered options for maximum fingertip control.

## Installation and Accessory Products

### Flashings

- ▶ Tile (DRX-TRF)
- ▶ Slate (DRX-SRF)

### Additional Installation Products

- ▶ Underfelt Collar (FC)
- ▶ Vapour Collar (VC)

### Accessories

- ▶ 2 Metre window pole (WP2)
- ▶ 3 Metre window pole (WP3)
- ▶ Standard Electric Kit (SEK)
- ▶ Premium Electric Kit (PEK)
- ▶ Solar Powered Electric Kit (SPEK)
- ▶ Security Lock (SL)
- ▶ Opening Restrictor (OR)

### Additional Installation Products

- ▶ Integral Blind (I)
- ▶ Dim out Blind (D)
- ▶ Black out Blind (B)

## Guarantee

- ▶ **10 Years** – Keylite's hassle free guarantee on Roof Windows, Insulated Frame Work and all associated Flashings.
- ▶ **3 Years** – Keylite's hassle free guarantee on blinds, electrics and accessories.

## Finish Options

- ▶ **Interior**  
Pine (T)  
White Painted (W)  
Polar PVC (P)
- ▶ **Exterior**  
Grey

## Application

- ▶ Keylite recommend installing the Dormer Frame Work so that the frame top, of the bottom two or three Roof Windows is located between 1.85m – 2.2m, above the floor level for ease of operation.
- ▶ For installation of Roof Windows above 2.2m Keylite recommend electrical operation and a laminated inner safety pane.
- ▶ Keylite advise consulting with your local Building Control Department prior to installation of the Keylite Dormer.

## Operation

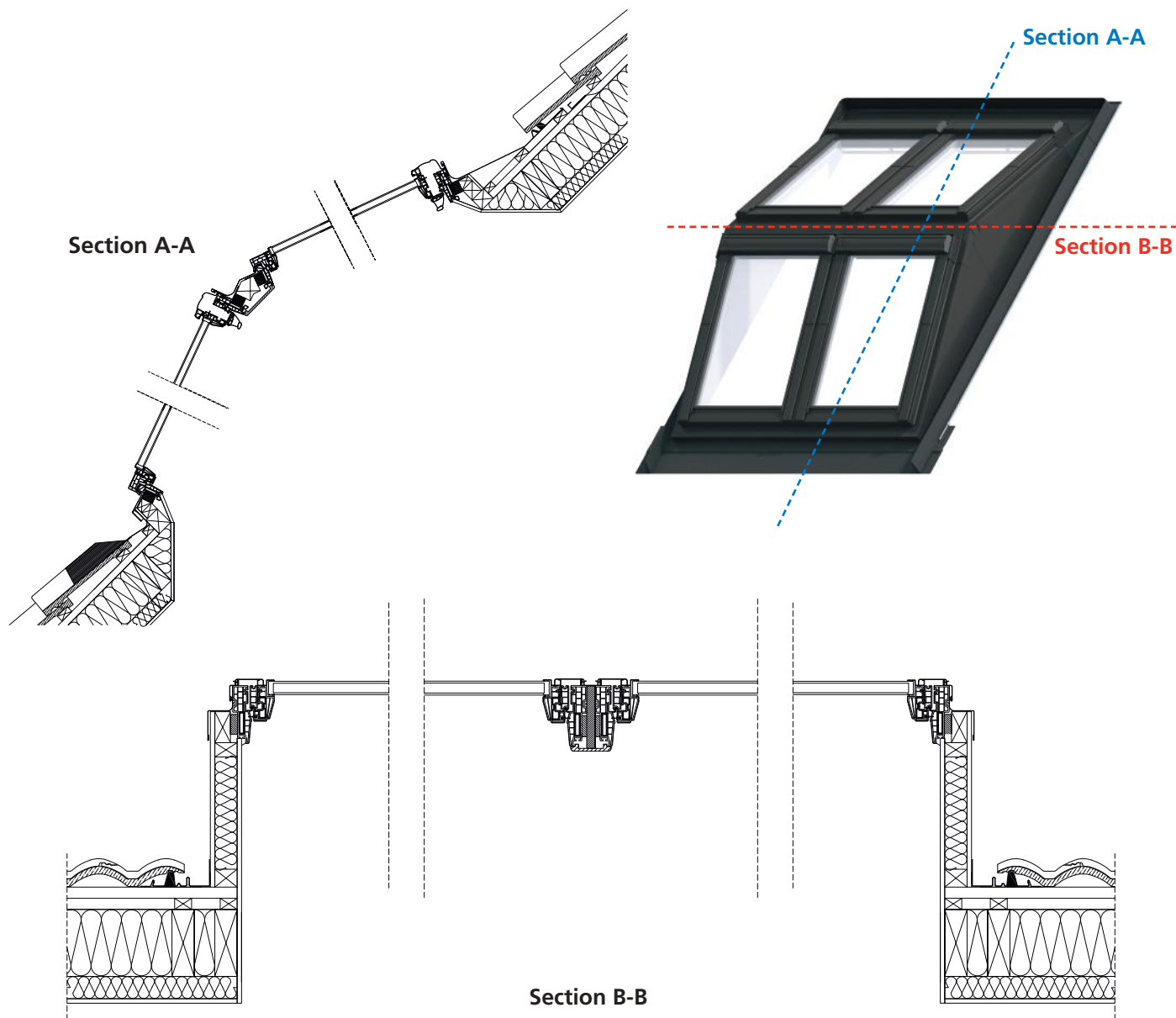
- ▶ Keylite Centre Pivot Roof Windows are operated manually as standard, through the full width use of our ventilation handle, located along the top of the sash.
- ▶ Electric operation is also available as an additional accessory.

## Maintenance





- ▶ The glazing pane of a Keylite Roof Windows can be cleaned with a soft, clean cloth/ chamois or non-metal squeegee. Clean water will be sufficient for cleaning the pane.
- ▶ The sash can be rotated through 180° where the outer pane can become available for cleaning once locked in position using the plastic locking mechanism located along the top of the sash. Electric operation is also available as an additional accessory.



**Technical Information**



**Size Range**


								
Size Code	DRX4 04	DRX4 05	DRX4 07B	DRX4 07C	DRX4 08B	DRX4 08	DRX6 04	DRX6 05
Individual Roof Window Size (WxH)	780 x 980mm	780 x 1180mm	940 x 980mm	940 x 1180mm	1140 x 980mm	1140 x 1180mm	780 x 980mm	780 x 1180mm
Structural Opening Size (WxH)	1550 x 2095mm	1550 x 2470mm	1870 x 2095mm	1870 x 2470mm	2270 x 2095mm	2270 x 2470mm	2350 x 2095mm	2350 x 2470mm

## Technical Performance

### Linear heat loss $\Psi$ in construction and U-value of kerb elements

Area & Unit of Measurement	Description	$\Psi$ /U-Value	Length or Area of measurement
$\Psi$ ridge [W/m.K]	Linear heat loss for the ridge between bottom section of top window and top section of bottom window	0.138	Total width of roof windows
$\Psi$ centre [W/m.K]	Linear heat loss in the side joint between two neighbouring roof windows	-0.026	2x Length of roof windows
$\Psi$ window/kerb [W/m.K]	Linear heat loss in the join between roof window and Dormer	0.008	4x Length of roof windows
$\Psi$ kerb, 45x75 [W/m.K]	Linear heat loss in Dormer Framework element with 45x75 reinforcement	0.105	2x height of kerb elements measured from the top to bottom
$\Psi$ kerb, 19x75 [W/m.K]	Linear heat loss in Dormer Framework element with 19x75 reinforcement	NPD	
$\Psi$ dormer/roof [W/m.K]	Top	0.014	The linear heat loss between the Dormer Framework and the roof construction at the three intersects
	Side	-0.147	
	Bottom	0.028	
$\Psi$ kerb [W/m <sup>2</sup> .K]	U-Value of Dormer Framework	0.30	Total Area of the Dormer Framework

NPD = No Performance Determined



## How to Order

### Follow these steps when choosing a Keylite Dormer System:

#### STEP 1

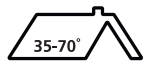
Decide if the system you require is a configuration of 4 or 6 roof windows. Special consideration should be given to structural opening sizes.

Note: Check with your local Building Control Department prior to installation.



#### STEP 2

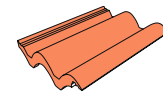

Select a size for your centre pivot roof windows based on your roof pitch:



Window sizes 05, 07C or 08.



Window sizes 04, 07B, or 08B.



Choose your finish & glazing:

- PVC, Pine or White Finish
- Glazing options (Hi-Therm recommended)
- Integral Blind

For optimum use, Keylite recommends Solar or Electrically operated centre pivot roof windows.



#### GB

Unit 3 Gateway Road, Burton Gateway,  
Burton upon Trent, DE13 8FL

T: +44 (0) 1283 200 158  
E: info@keyliteuk.com

#### NI & ROI

Derryloran Industrial Est. Sandholes Road,  
Cookstown, Co. Tyrone, BT80 9LU

T: +44 (0) 28 8675 8921  
E: info@keylite.co.uk