

Keylite Secure Roof Window

The Keylite Secure Roof Window offers enhanced levels of safety and security on the Keylite Centre Pivot range.



Features

- ▶ **Enhanced Safety** - Our new Keylite Secure Roof Window features P4A class glazing that is certified to class 2 burglary resistance under EN 1627.
- ▶ **Improved Security** - A bottom handle has been incorporated into the design of this window to provide an additional locking mechanism.
- ▶ **Integrated Thermal Collar** - Unlike other roof windows Keylite's thermal collar is integrated into the frame. The collar is activated by simply pulling the release tabs for a fast insulation solution, combating cold bridging.
- ▶ **Flick-Fit Brackets** - Keylite's unique Flick-Fit brackets are prefitted so you can lift the window straight from the box to the roof and simply select the setting for tile or slate
- ▶ **Click-Fit Hood** - Simply click the hood under the clips and secure. The cover flashings now require 50% fewer screws than before
- ▶ **Recessed Fit as Standard** - Every Keylite **Futuretherm** window is recessed as standard, sitting lower in the roof than ever before.
- ▶ **Low Profile Hood** - Keylite's new hood has a lower profile and features a more sculptured design, enhancing its appearance in the roof.
- ▶ **Warm Edge Glazing** - Every Keylite **Futuretherm** window now has a warm edge glazing unit as standard, to enhance the windows performance and reduce the occurrence of condensation.
- ▶ **Ventilation handle** - Keylite's slimline ventilation handle has a new contemporary style, designed to provide comfortable opening of both the window and the ventilation flap.
- ▶ **All Weather Ventilation** - Keylite roof windows all provide trickle ventilation, even with the window fully closed and securely locked. The built in ventilation filter ensures no insects pass into the room, only clean fresh air.
- ▶ **Maintenance Free Hinge** - The hinge being the most vital component of the window, is the only operational part that moves. Keylite has eliminated the maintenance requirement of this component.
- ▶ **Sash Finger Springs** - The sash hinge finger spring allows the sash to be installed back into the frame in one smooth effortless motion.

Application

- ▶ Keylite recommend installing the window so that the frame top is between 1.85 - 2.20m above the floor for ease of operation.

Operation

- ▶ The Keylite Secure Roof Window is operated manually as standard, through initially releasing the bottom handle before opening the window through the full width use of our ventilation handle, located along the top of the sash.

Guarantee

- ▶ **10 Years** - Keylite's hassle free guarantee on windows and flashings
- ▶ **3 Years** - Keylite's hassle free guarantee on blinds and accessories.

Finish Options

- ▶ **Interior** - Pine
White (WF)
- ▶ **Exterior** - Grey
Conservation Black (CW)

Installation and Accessory Products

- ▶ **Flashings**
 - Single Installation:
 - Tile (TRF)
 - Deep Tile (DTRF)
 - Slate (SRF)
 - Plain Tile (PTRF)
 - Corrugated Roof (CRF)
 - Combination Installation:
 - Combi Tile (CTRF)
 - Combi Slate (CSRf)
 - Combi Plain Tile (CPTRF)
 - Bi-Lite Tile (BLTRF)
 - Bi-Lite Slate (BLSRF)
 - Quad Lite Tile (QLTRF)
 - Quad Lite Slate (QLSRF)
- ▶ **Additional Installation Products** -
 - Underfelt Collar (FC)
 - Vapour Collar (VC)
- ▶ **Accessories** -
 - 2 metre window pole (WP2M)
 - 3 metre window pole (WP3M)
- ▶ **Blinds** -
 - Dim out Blind (SA/D)
 - Black out Blind (SA/B)



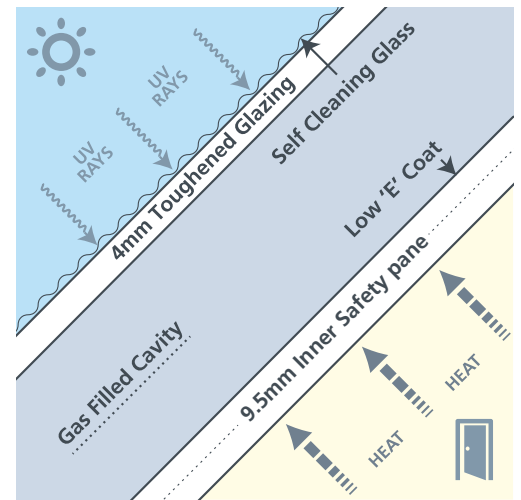


Window Sizes (WxH)	550x780	550x980	550x1180	660x1180	780x980	780x1180	780x1400	940x1400	940x1600	1140x1180	1340x980	1340x1400
Pine Finish												
NEW Keylite Secure Product Code	CP-01-KS	CP-02-KS	CP-01C-KS	CP-03-KS	CP-04-KS	CP-05-KS	CP-06-KS	CP-07F-KS	CP-07-KS	CP-08-KS	CP-09-KS	CP-10-KS
White Finish												

• Indicates one additional bottom handle •• Indicates two additional bottom handles

Thermal Performance

		Secure (KS)
Window U value	Uw [W/m²K]	1.3
Centre pane U value	Ug [W/m²K]	1.0



Glazing Option - Results			Secure
UV	transmittance [%]	τ_{UV}	0
Light	transmittance for standard illuminant D65 [%]:	τ_v	77
	reflectance for standard illuminant D65 [%] (*):	ρ_v	12
	reflectance for standard illuminant D65 [%] (**):	ρ_v	97
	general colour rendering index [%]:	Ra	48
Energy	solar direct transmittance [%]:	τ_e	26
	solar direct reflectance [%] (*):	ρ_e	17
	solar direct reflectance [%] (**):	ρ_e	26
	solar direct absorption [%]:	a	14
	secondary internal heat transfer factor [%]:	qi	62
	total solar energy transmittance (solar factor) EN 410 [%] (*):	g	0.71
	total solar energy transmittance (solar factor) DIN 67507 [%] (*):	g	1.1
shading coefficient (=g_DIN/0,87):	sc	38	

(*) Incident Radiation from the outside (**) Incident Radiation from the inside

Keylite Secure Glazing

- ▶ Self-Cleaning Feature on Outer Pane
- ▶ 4mm Toughened Outer Pane
- ▶ 16mm Argon Gas Filled Cavity
- ▶ 9.5mm Laminated Inner Safety Pane

Maintenance

- ▶ The glazing pane of a Keylite Secure Roof Window can be cleaned with a soft, clean cloth/chamois or non-metal squeegee. Clean water will be sufficient for cleaning the pane.
- ▶ The sash can be rotated through 180° where the outer pane can become available for cleaning once locked in position using the plastic locking mechanism located along the top of the sash.

Keylite UK

Ryder Close, Cadley Hill Industrial Estate, Swadlincote, South Derbyshire, DE11 9EU

T: +44 (0) 1283 200 150
E: info@keyliteuk.com

NI & ROI

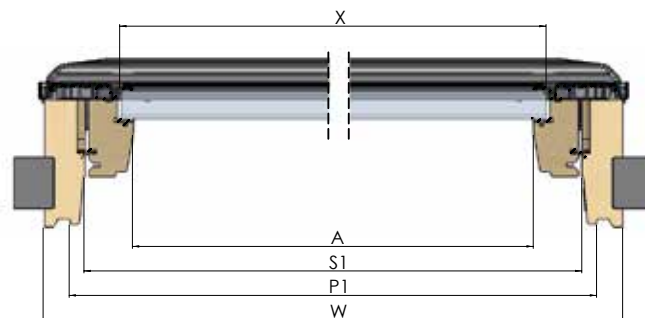
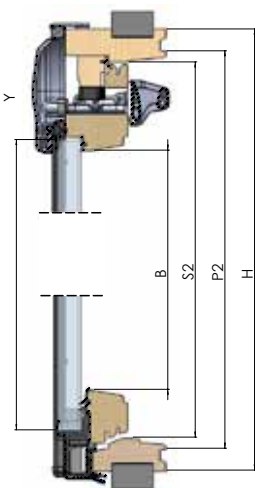
Derryloran Industrial Est. Sandholes Road, Cookstown, Co. Tyrone, BT80 9LU

T: +44 (0) 28 8675 8921
E: info@keylite.co.uk

Technical Information

Window Type	Window Size	External Frame Size		Sash Size		Glazing Size		Visible Glazing Size		Plasterboard		Natural Daylight Area (m ²)	Equivalent Ventilation Area (mm ²)	Structural Opening Size Required (mm)	
		(mm)		(mm)		(mm)		(mm)		(mm)				W	H
		W	H	S1	S2	X	Y	A	B	P1	P2				
KS	01	550	780	460	690	396	593	371	531	496	720	0.197	3,879	590	820
KS	02	550	980	460	890	396	793	371	731	496	920	0.271	3,879	590	1020
KS	03	660	1180	570	1090	506	993	481	931	606	1120	0.448	4,658	700	1220
KS	04	780	980	690	890	626	793	601	731	726	920	0.439	6,567	820	1020
KS	05	780	1180	690	1090	626	993	601	931	726	1120	0.560	6,567	820	1220
KS	06	780	1400	690	1310	626	1213	601	1151	726	1340	0.692	6,567	820	1440
KS	07	940	1600	850	1510	786	1413	761	1351	886	1540	1.028	7,914	980	1640
KS	07F	940	1400	850	1310	786	1213	761	1151	886	1340	0.876	7,914	980	1440
KS	08	1140	1180	1050	1090	986	993	961	931	1086	1120	0.895	9,597	1180	1220
KS	09	1340	980	1250	890	1186	793	1161	731	1286	920	0.849	11,281	1380	1020
KS	10	1340	1400	1250	1310	1186	1213	1161	1151	1286	1340	1.336	11,281	1380	1440

Cross Section



Keylite UK

Ryder Close, Cadley Hill Industrial Estate,
Swadlincote, South Derbyshire, DE11 9EU

T: +44 (0) 1283 200 150
E: info@keyliteuk.com

NI & ROI

Derryloran Industrial Est. Sandholes Road,
Cookstown, Co. Tyrone, BT80 9LU

T: +44 (0) 28 8675 8921
E: info@keylite.co.uk